

## ● Riverside

Level	Department
5	Audiology
	Cardio-Respiratory Integrated Specialist Services (CRISS)
	Oral / Maxillofacial Surgery
	Otolaryngology Head and Neck Department
	Otolaryngology Head and Neck Surgery Clinic (ENT)
4	Gynaecology Procedure Unit (GPU)
	Physiotherapy
	Psychiatric Consultation Service
	Respiratory Physiology Laboratory
3	Neurology
	Neurophysiology
	Neurosurgery
	Ward 27, Ward 28
2	Familial Gastrointestinal Cancer Service
	Gastroenterology
	Nuclear Medicine
	Respiratory Services / Sleep Service
	Ward 25, Ward 26
1	Radiology (X-ray/CT/MRI/Ultrasound/Fluoroscopy)
	Ward 23
	Ward 24 & Acute Stroke Unit (ASU)
G	Child Acute Assessment Unit (CAA)
	Orthopaedic Outpatients Department (OOPD)
	Ward 21 (Children's Ward)
	Ward 22 (Children's Ward) & Paediatric High Dependency Unit (PHDU)
	Paediatric Progressive Care Unit (PPCU)
LG	Bone Marrow Transplant Unit (BMTU)
	Child Haematology Oncology Centre (CHOC)
	Children's Outpatients / Children's Day Stay Unit
	Occupational Therapy
	Speech Language Therapy

## ● Main Foyer

Level	Department
G	Accounts Receivable
	ATM & Bank
	Café
	Gift Shop / Post Office
	Parkside Pharmacy (retail)
	Patient Information Office
	Travel Office

## ● Parkside East

Level	Department
3	Plastic Surgery Outpatients
	Ward 11
	Ward 18
	Ward 19 & Orthopaedic Trauma Unit (OTU)
	Ward 20
2	Surgical Progressive Care Unit (SPCU)
	Ward 10
	Ward 15 & Surgical Progressive Care Unit (SPCU)
	Ward 16 & Surgical Assessment and Review Area (SARA)
	Ward 17
1	Intensive Care Unit (ICU) North
	Intensive Care Unit (ICU) South
	Interventional Radiology
	Operating Theatres
	Post Anaesthetic Care Unit (PACU East)
G	Chapel
	ECG Department
	Emergency Department (via external entrance only)
	Security (via external entrance only)
LG	Blood Bank (NZBS)
	Maintenance and Engineering
	Nursing Department

## ● Parkside West

Level	Department
3	Dialysis (Acute Dialysis Unit)
	Ward 14
2	Coronary Care Unit (CCU)
	Echocardiography Department (Echo)
	Ward 12
1	Cardiology Day Unit (CDU)
	Day of Surgery Admission (DOSA)
G	Acute Medical Assessment Unit (AMAU)
	Medical Day Unit (MDU)
LG	Customer Services Office / Interpreter Services
	Hyperbaric Unit
	Medical Education Training Unit (METU)
	Resident Doctors' Support Team (RMO Unit)

## ● Christchurch Women's Hospital

Level	Department
5	Maternity Ward
4	Neonatal Intensive Care Unit (NICU)
3	Birthing Suite
	Post Anaesthetic Care Unit (PACU)
2	Colposcopy/Hysteroscopy
	Gynaecology Assessment Unit (GAU)
	Gynaecology Ward
	Urology Unit / Ward
1	Day Surgery Unit (DSU)
	Post Anaesthetic Care Unit (PACU West)
G	ATM
	Café
	Fetal Maternal Medicine
	Outpatients
	Radiology
	Reception

## ● Oncology

Level	Department
G	Chemotherapy & Oncology Outpatients
LG	Radiation Therapy

## ● Food Services

Level	Department
1	Cafeteria: The Great Escape
	Nutrition Services
LG	Mail Room
	Medical Illustration

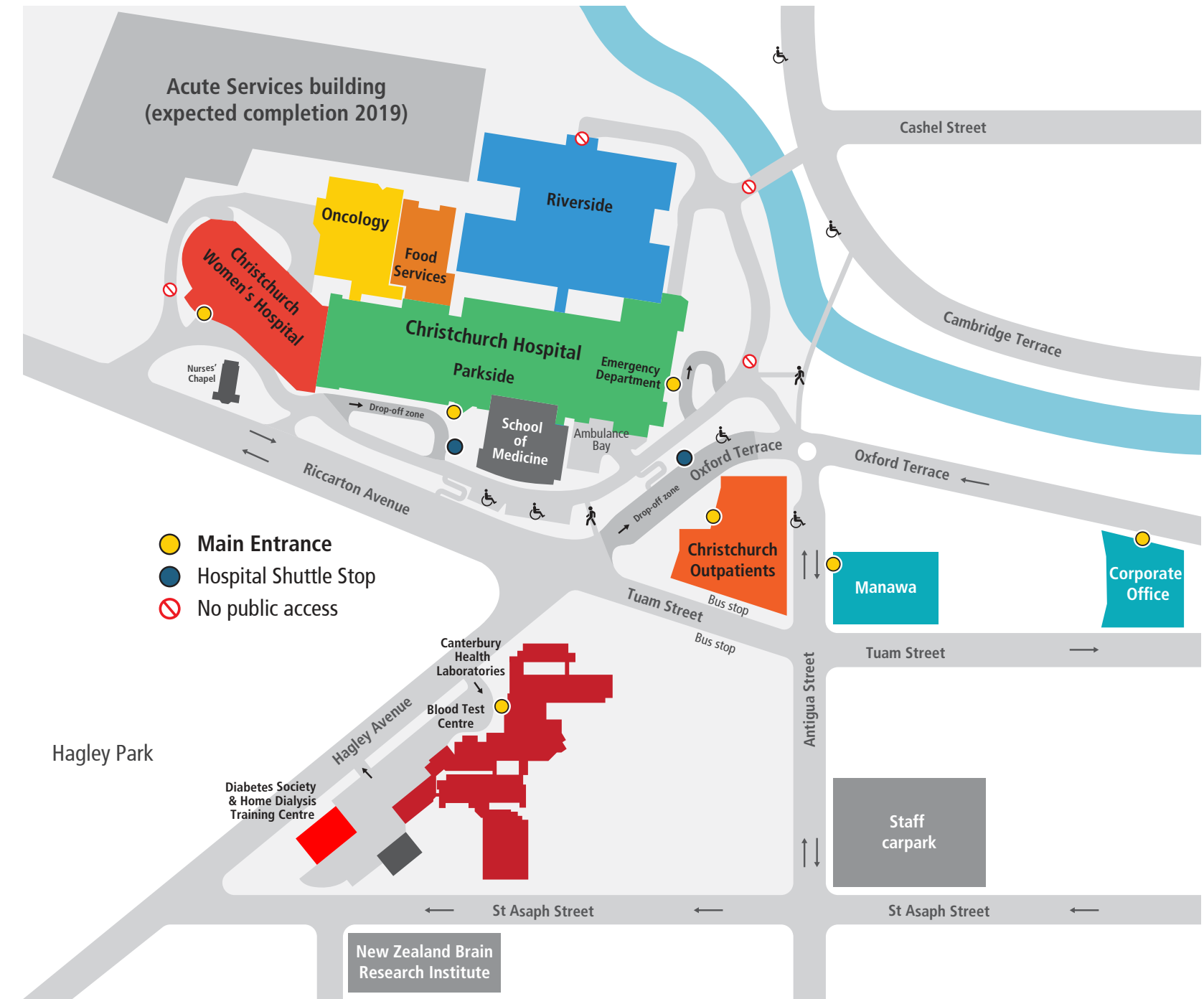
## ● Christchurch Outpatients

Level	Department
G	Outpatients (via external footpath)

## ● Blood Test Centre, Canterbury Health Labs

524 Hagley Ave

# Christchurch Hospital Campus



# Welcome to the Christchurch Hospital Campus

Christchurch Hospital and Christchurch Women's Hospital provide a full range of emergency, acute, elective, obstetric and outpatient services. Our doctors and specialists also travel to other centres in the South Island providing specialist clinics and operations. Telemedicine facilities link the hospital with other sites throughout New Zealand, meaning patients don't always need to leave their home town to receive treatment.

Christchurch Hospital is one of the four main teaching hospitals in New Zealand and is the major tertiary teaching hospital in the South Island. The Christchurch School of Medicine is part of the University of Otago and is where doctors receive clinical training.

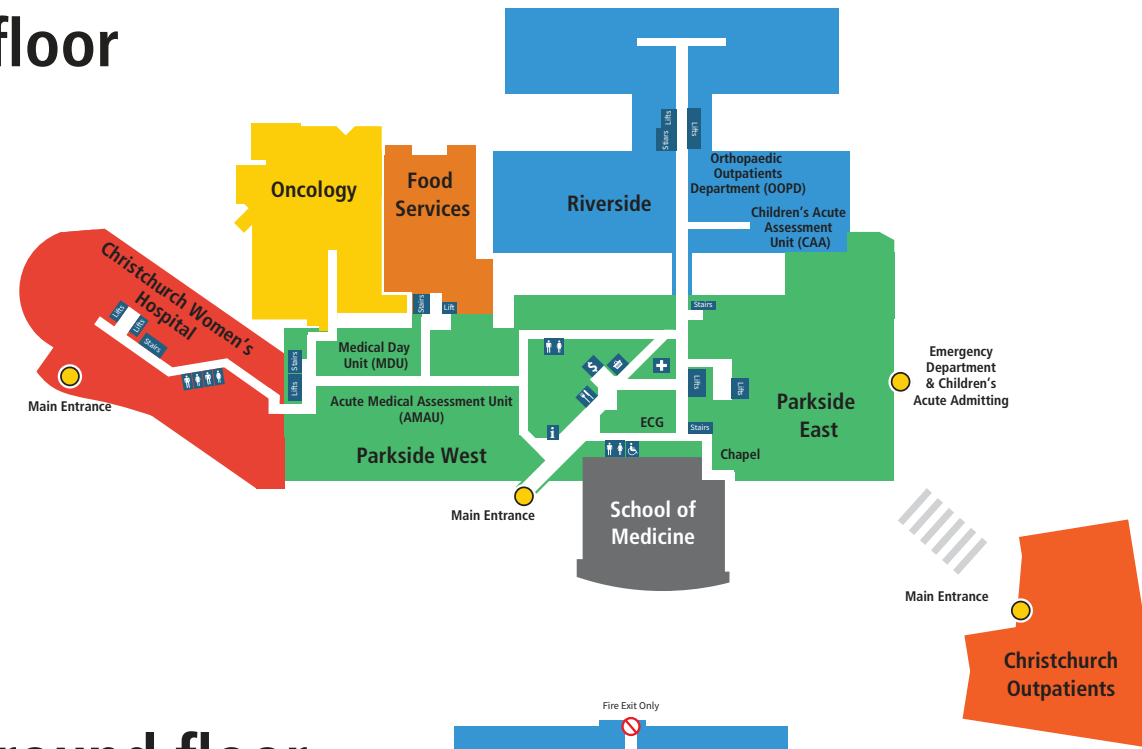
We work hard to promote and support the health and wellbeing of the people of Canterbury. We hope your experience with our staff and services is a positive one.

An extensive construction programme is currently underway on campus, to provide new healthcare facilities.

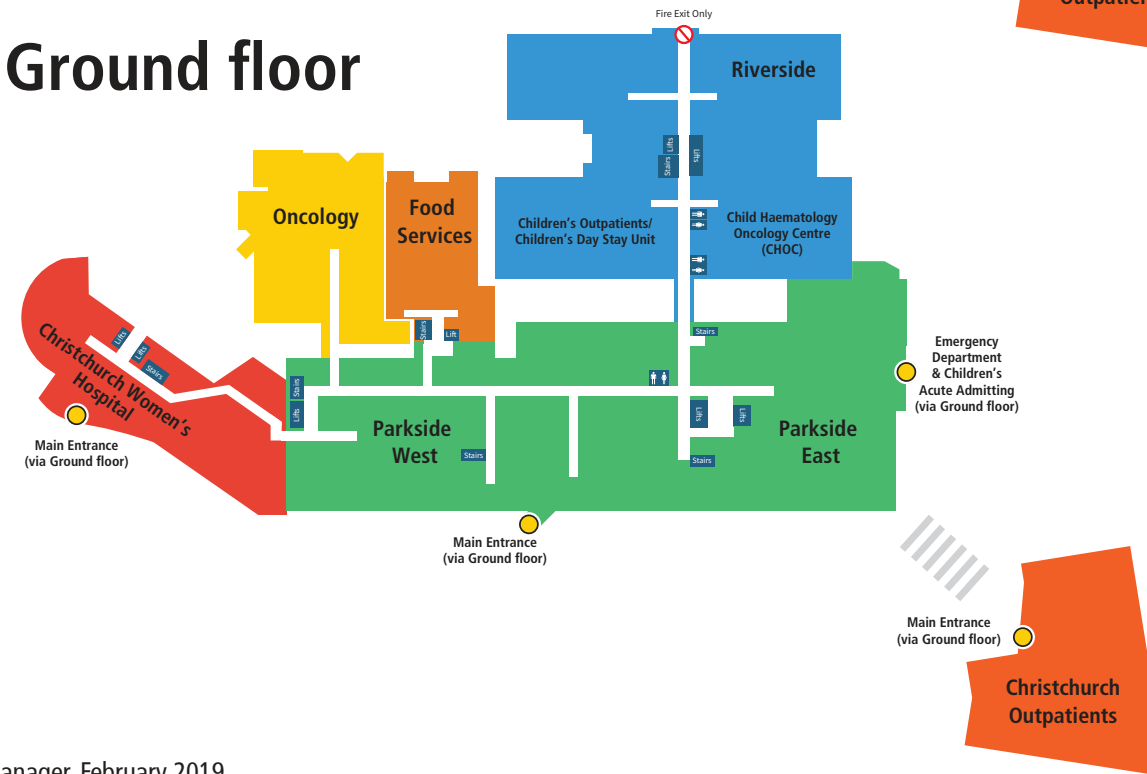
For more information including parking information, visit [www.cdhb.health.nz](http://www.cdhb.health.nz)



## Ground floor




## Lower Ground floor



Reference: 238706  
Approved by: Quality Manager, February 2019

# Christchurch Hospital Campus Map



**Canterbury**  
District Health Board  
Te Poari Hauora ō Waitaha