

Bingo & Memory

ACTIVITY FOR TAMARIKI

Games to strengthen oral health language and memory.

Kōrero What to do

Bingo

Option 1: Print off game boards; print off and cut up game pieces. Give each child a game board. Using the 36 game pieces, the kaiako will hold up one piece at a time and ask tamariki 'who has the toothbrush?' etc. Encourage tamariki to look at their baseboards and check if they have the same picture as the kaiako is holding. When the child has a match, they will take the card and place it on their game board.

Option 2: Give each child a game board. Place the 36 game pieces face down on the table. Children choose one card to turn over. All children can check if the turned over game piece matches their game board. When a match is made, they will take the card and place it on their game board.

Memory

Place all 72 game pieces face down. Children take turns turning over two cards, trying to find a matching pair.

Key resources

Bingo (Up to 6 players)

6 x individual game boards

36 x game pieces (these match the pictures on the 6 game boards) - for kaiako

Memory

Game boards

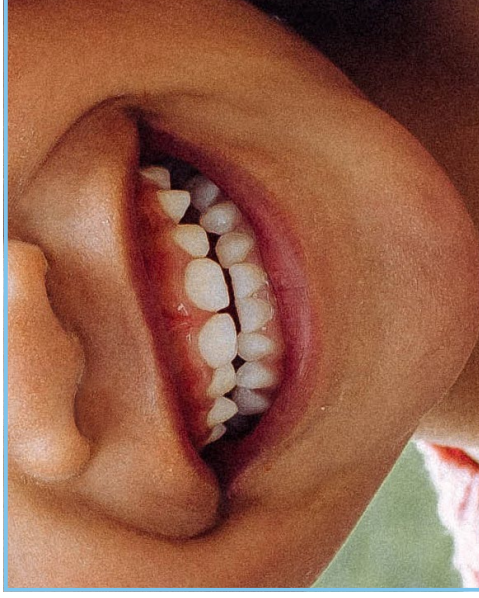

Matching game pieces

Key messages

- 🦷 Baby teeth matter – they help me smile, chew and talk
- 🦷 Brush teeth twice a day – morning and night – with fluoride toothpaste
- 🦷 Brush teeth together with whānau
- 🦷 Spit don't rinse after brushing
- 🦷 Choose water or plain milk to drink
- 🦷 Choose healthy kai
- 🦷 Have a dental check-up each year

Bingo

BOARD ONE



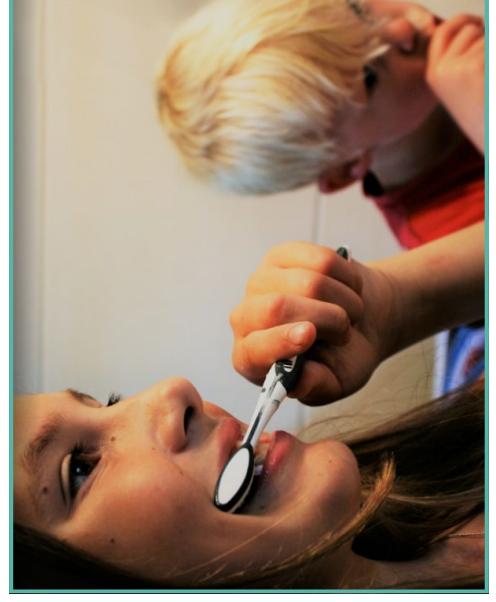
Bingo

BOARD TWO



Bingo

BOARD THREE





Bingo

BOARD FOUR



Bingo

BOARD FIVE



Bingo

BOARD SIX



